

Overview

- Outstanding reliability and unrivalled immunity against ambient light
- Baumer PinPoint LED: Small, homogeneous light spot with sharp edges
- Line beam for complete detection of irregular, perforated objects
- Manipulation-proof, simple teach-in via qTeach or line teach
- IO-Link for extended parameterization options and additional diagnostic data
- Robust housing with stainless steel spacer sleeves



Picture similar



Technical data

General data		Electrical data	
Type	Background suppression	Current consumption typ.	16 mA (@ 24 VDC)
Version	Line beam	Voltage drop Vd	< 2 VDC
Light source	Pulsed PinPoint LED	Output function	Light / dark operate
Sensing distance Tw	20 ... 120 mm	Output circuit	Push-pull
Sensing range Tb	3 ... 132 mm	Output current	< 50 mA
Smallest object recognizable typ.	8 mm at 60 mm	Short circuit protection	Yes
Alignment / soiled lens indicator	Flashing output indicator	Reverse polarity protection	Yes
Power on indication	LED green	Communication interface	
Output indicator	LED yellow	Baud rate	230,4 kBaud (COM 3)
Sensing distance adjustment	Teach-in and IO-Link	Adjustable parameters	Switching point Switching hysteresis Time filters LED status indicators Output logic Counter Operation mode Deactivate the sensor element Find Me function Teach-in mode
Wave length	644 nm	IO-Link port type	Class A
Suppression of reciprocal influence	Yes	Process data length	32 Bit
Beam type	Line	Process data structure	Bit 0 = SSC1 (presence) Bit 2 = quality Bit 3 = alarm Bit 5 = SSC4 (counter) Bit 16-31 = 16 Bit measurement
Alignment optical axis	< 1,5°	Interface	IO-Link V1.1
Electrical data			
Response time / release time	< 0,25 ms (High Speed Mode)		
Jitter	< 0,06 ms (High Speed Mode)		
Voltage supply range +Vs	10 ... 30 VDC		
Current consumption max. (no load)	40 mA (@ 10 VDC)		

The product features and technical data specified do not express or imply any warranty. Technical modifications subject to change.

Technical data

Communication interface

Additional data	Excess gain Operating cycles Device temperature
Cycle time	≥ 0,6 ms

Mechanical data

Width / diameter	8 mm
Height / length	25,1 mm
Depth	15,8 mm
Type	Rectangular

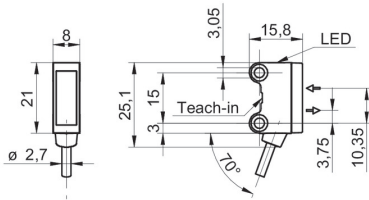
Mechanical data

Mechanical mounting	Sleeve smooth (stainless steel)
Housing material	Plastic (ASA, PMMA)
Front (optics)	PMMA
Connection types	Cable 4 pin, 2 m
Cable characteristics	PVC / PVC 4 x 0,08 mm ²

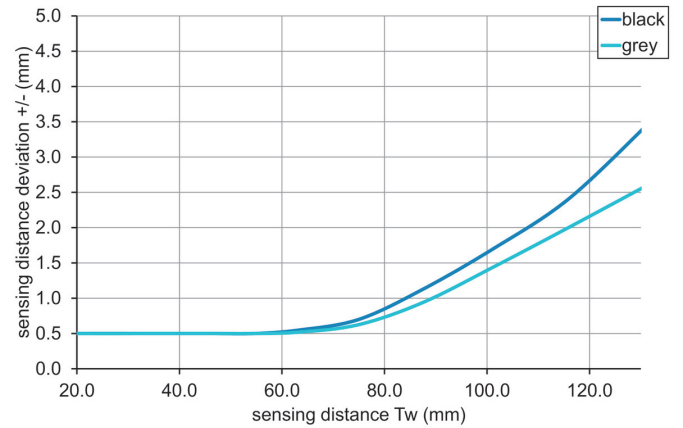
Ambient conditions

Protection class	IP 67
Operating temperature	-25 ... +50 °C

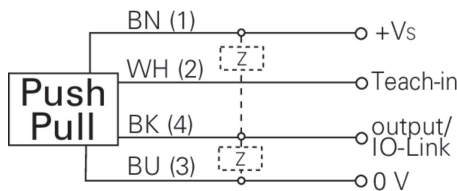
Dimension drawing



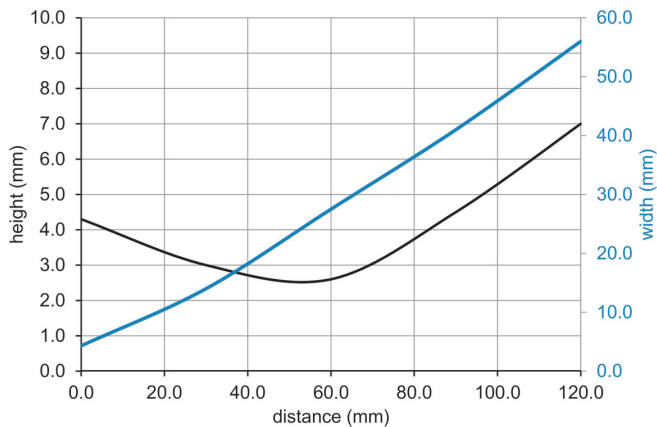
Sensing distance diagram



Connection diagram



Beam characteristic (typically)



Hysteresis curve

