


Overview

- M12, male; D-coded, 4-poles PUR, 200 cm, shielded; RJ45, male, A-coded, 4-poles
- Suitable for robotics $\pm 180^\circ/\text{m}$
- Head A: IP67; Head B: IP20
- Cable: good resistance against flames, oils



Technical data

Side A

Head A: Connection	M12
Head A: Angle cable outlet	0°
Head A: Gender	Male
Head A: Coding	D
Head A: No. of poles	4
Head A: LED	No
Head A: Width across flats	AF13
Head A: Tightening torque	0.6 Nm
Head A: Knurled nut material	Zinc-pressure die casting, surface Ni
Head A: Body color	Black
Labeling sleeve side A	Yes

Side B

Head B: Connection	RJ45
Head B: Angle cable outlet	0°
Head B: Gender	Male
Head B: No. of poles	4
Head B: LED	No
Head B: Body color	Black
Labeling sleeve side B	Yes

Cables

Cable length	200 cm
Length tolerance	+ 10 cm
Shielded	Yes
Conductor structure	19 × 0.16 mm
AWG	22/19
External sheath: Material	PUR
External sheath: Color	Green
Cable diameter	6.6 mm ± 5%

Cable

Cable: Temperature range (mobile)	- 20 ...+ 60 °C
Cable: Temperature range (fixed)	- 40 ...+ 80 °C
Operating voltage (only UL listed)	30 V DC
Shielded	Yes
Shielding: Covering	approx. 85 %
Characteristic impedance	100 mOhm ± 15%
Signal delay	5 ns/m

Cable

Transmission rate	100 MBit/s
Bending radius (fixed)	52.8 mm
Length tolerance	+ 10 cm
Cable length	200 cm
AWG	22/19
Bending radius (fixed)	min. 8 × outer diameter
Bending radius (mobile)	min. 12 × outer diameter
Cable weight	approx. 67 g/m
Conductor structure	19 × 0.16 mm
Cable diameter	6.6 mm ± 5%
Insulation resistance	min. 5 MOhm x m
Conductor: Material	Copper, tinned
External sheath: Material	PUR
Insulation: Material	PE
Shielding: Material	Copper, tinned; PET aluminium coated
Nominal voltage	300 V
Paired stranding	No
Single wire diameter	0.16 mm
Cable: Test voltage	2 kV AC
Torsion stress in °	± 180 °/m
Wire processing	No
Wire diameter incl. isolation	1.6 mm ± 5%
External sheath: Color	Green
Protocols	CAT5e

Electrical data

Operating voltage	max. 60 V DC
Operating voltage (only UL listed)	30 V DC
Nominal voltage	300 V
Contact resistance	max. 30 mOhm
Operating current per contact	max. 1.5 A

Mechanical data

Head A: Degree of protection	IP67
Head B: Degree of protection	IP20
Bending radius (mobile)	min. 12 × outer diameter
Bending radius (fixed)	min. 8 × outer diameter
Torsion stress in °	± 180 °/m

Technical data

Environmental conditions

Temperature range (mobile)	- 20 ...+ 60 °C
Temperature range (fixed)	- 25 ...+ 80 °C
Cable: Temperature range (fixed)	- 40 ...+ 80 °C
Dragchain capable	No
Head A: Chemical resistance	No
Head A: Flame resistance	HB (UL 94)
Head A: Oil resistance	ASTM 1 oil, mineral oils, limited to hydraulic oils
Head A: Acid and alkali resistant	No
Head A: Pollution degree	3
Head B: Chemical resistance	No

Environmental conditions

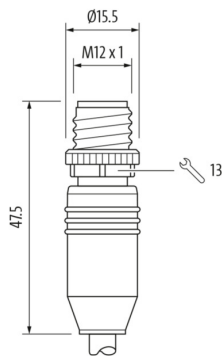
Head B: Flame resistance	HB (UL 94)
Head B: Oil resistance	ASTM 1 oil, mineral oils, limited to hydraulic oils
Head B: Acid and alkali resistant	No
Head B: Pollution degree	3
Cable: Chemical resistance	No
Cable: Flame resistance	Conform UL 1581 §1060 (FT1), §1061 (cable flame), §1080 (VW-1), IEC 60332-1-2 Std.
Cable: Oil resistance	Conform IEC 60811-2-1, ICEA S-82-552, ASTM-oil 1 Std.
Cable: Acid and alkali resistant	No
Cable: Silicone-free	Yes

Commercial data

Eclass	27061801
--------	----------

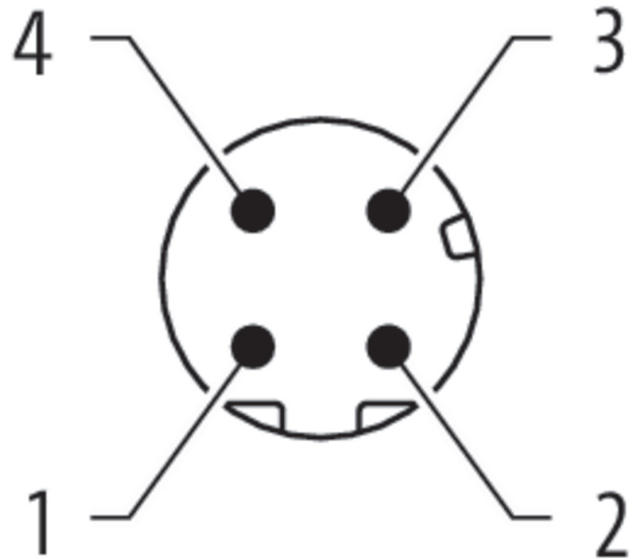
Side A

Technical drawing



Side A

Coding

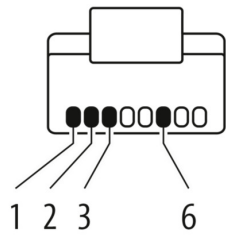


Side B

Technical drawing



Coding



Connection diagram

