

**Overview**

- Cylindrical standard housing for versatile use
- Lowest serial dispersion due to end-of-line calibration
- Robust even in demanding environments
- Temperature and long-term stable switching behavior



Picture similar



**Technical data**

**General data**

Mounting type	Flush
Nominal sensing distance Sn	2 mm
Assured sensing distance Sa	≤ 81 % of Sn
Real sensing distance Sr	± 10 % von Sn
Temperature drift	± 10 % of Sr
Hysteresis	3 ... 20 % of Sr
Output indicator	LED red
Correction factor typ.	Mild steel 100 %, stainless steel 65 %, aluminum 30 %, copper 25 %
Reference object	Fe360 8 x 8 x 1 mm

**Electrical data**

Switching frequency	5 kHz
Voltage supply range +Vs	6 ... 36 VDC
Current consumption max. (no load)	12 mA
Output circuit	NPN make function (NO)
Voltage drop Vd	<2 VDC
Output current	200 mA
Short circuit protection	Yes
Reverse polarity protection	Yes

**Mechanical data**

Design	Cylindrical threaded
Material (sensing face)	PBT

**Mechanical data**

Housing material	Stainless steel (V2A)
Dimension	8 mm
Housing length	22 mm
Connection types	Cable, L=2 m
Tightening torque max.	7 Nm

**Ambient conditions**

Operating temperature	-25 ... +75 °C
Storage temperature	-25 ... +75 °C
Protection class	IP 67
Vibration resistance	IEC 60068-2-6:2008 10 g at f = 10 - 2000 Hz, duration 150 min per axis
Shock resistance	IEC 60068-2-27:2009 100 g / 6 ms, 10 jolts per axis and direction

**Safe maximum values**

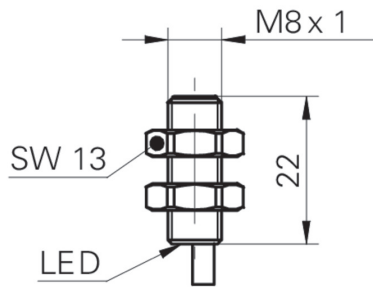
MTTF	4590 years
Diagnostic coverage (DC)	0 %

**Cable**

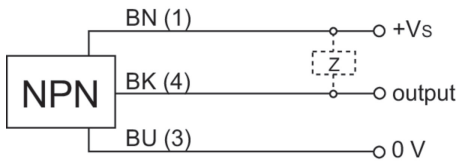
Cable length	200 cm
Shielded	No
External sheath: Material	PVC
Cable diameter	3.0 mm
Wire cross section	0.14 mm <sup>2</sup>
Insulation: Material	PVC
Bending radius (fixed)	3 × outer diameter
Bending radius (mobile)	10 × outer diameter

**Variants of integration**

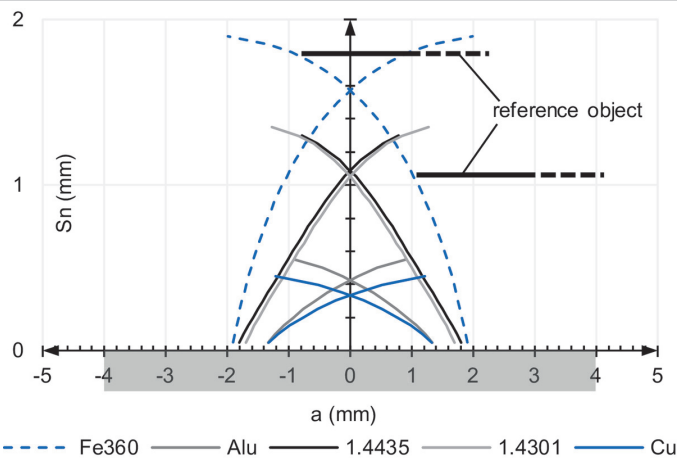
**Dimensions connector**



**Connection diagram**



**Response diagram**



**Accessories**

**Mounting accessories**

10151719 Sensofix series 08 round