

Overview

- Cylindrical standard housing for versatile use
- Factor 1 - Same high distances on any metal
- Lowest serial dispersion due to end-of-line calibration
- Robust even in demanding environments
- Temperature and long-term stable switching behavior



Picture similar



Technical data

General data

Mounting type	Flush
Special type	Factor 1
Nominal sensing distance Sn	2 mm
Assured sensing distance Sa	≤ 81 % of Sn
Real sensing distance Sr	± 10 % von Sn
Hysteresis	3 ... 20 % of Sr
Output indicator	LED red
Correction factor typ.	Mild steel 100 %, stainless steel 100 %, aluminum 100 %, copper 100 %
Reference object	Fe360 6 x 6 x 1 mm

Electrical data

Switching frequency	3 kHz
Voltage supply range +Vs	5 ... 36 VDC
Current consumption max. (no load)	12 mA
Output circuit	NPN break function (NC)
Voltage drop Vd	<2 VDC
Output current	200 mA
Short circuit protection	Yes

Electrical data

Reverse polarity protection	Yes
-----------------------------	-----

Mechanical data

Design	Cylindrical smooth
Material (sensing face)	PBT
Housing material	Stainless steel (V2A)
Dimension	6.5 mm
Housing length	46 mm
Connection types	Connector M8
Weight	5 g

Ambient conditions

Operating temperature	-25 ... +75 °C
Storage temperature	-40 ... +75 °C
Protection class	IP 67
Vibration resistance	IEC 60068-2-6:2008 10 g at f = 10 - 2000 Hz, duration 150 min per axis
Shock resistance	IEC 60068-2-27:2009 100 g / 6 ms, 10 jolts per axis and direction

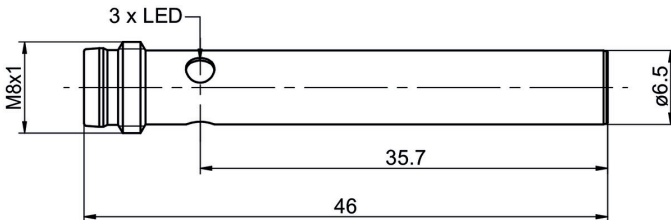
Safe maximum values

MTTF	775 years
Diagnostic coverage (DC)	0 %


Remarks

- Robust steel housings
- High switching frequency
- Same sensing distance on all metals (no reduction factor)

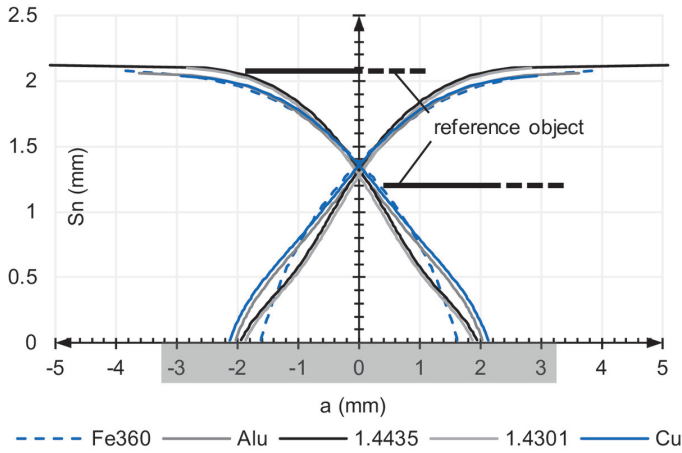
Dimension drawing



Connection diagram



Response diagram



Accessories

Mounting accessories

10109474	10109474
10117742	10117742