

HMG10P-B - Profibus DP

Blind hollow shaft or cone shaft (1:10) / Profibus-DPV0 or DPV2 / 13 bit ST / 16 bit MT
Speed switch, number of pulses and switching speed freely programmable

Overview

- Magnetic sensing method
- Function display via LEDs
- Multiturn sensing with Energy Harvesting technology "MicroGen", without gear or battery
- Two-sided bearing system with hybrid bearings
- Special protection against corrosion CX (C5-M)



Picture similar

HUBNER
BERLIN
A Baumer Brand

microGen
Energy Harvesting

Technical data

Technical data - electrical ratings

Voltage supply	10...30 VDC
Short-circuit proof	Yes
Consumption w/o load	≤200 mA
Initializing time	≤ 500 ms after power on
Interface	Profibus-DPV0/V2
Function	Multiturn
Transmission rate	9.6 ... 12000 kBaud
Device address	Rotary switches in bus connecting box
Steps per revolution	8192 / 13 bit
Number of revolutions	65536 / 16 bit
Additional outputs	Square-wave TTL/HTL, TTL/RS422
Sensing method	Magnetic
Interference immunity	EN 61000-6-2
Emitted interference	EN 61000-6-3
Programming interface	RS485 (≤600 m)
Programmable parameters	Bus system: see bus features Additional output (number of pulses), switch-off and switch-on speeds
Diagnostic function	Position or parameter error
Status indicator	DUO-LED (bus connecting box) 4 LEDs in device back side
Approval	CE UL approval / E217823

Technical data - electrical ratings (speed switch)

Switching accuracy	± 2 % (or 1 Digit)
Switching outputs	1 output (Open collector, solid state relay on request)

Technical data - electrical ratings (speed switch)

Output switching capacity	30 VDC; ≤100 mA
Switching delay time	≤20 ms

Technical data - mechanical design

Size (flange)	ø105 mm
Shaft type	ø16...20 mm (blind hollow shaft) ø17 mm (cone shaft 1:10)
Flange	Support plate, 360° freely positionable
Protection EN 60529	IP 66 / IP 67
Operating speed	≤6000 rpm
Range of switching speed	ns (off) = ±2...6000 rpm, factory setting 6000 rpm
Operating torque typ.	10 Ncm
Rotor moment of inertia	950 gcm ²
Admitted shaft load	≤450 N axial ≤650 N radial
Material	Housing: aluminium alloy Shaft: stainless steel
Corrosion protection	IEC 60068-2-52 Salt mist for ambient conditions CX (C5-M) accord- ing to ISO 12944-2
Operating temperature	-40...+85 °C
Relative humidity	95 % non-condensing
Resistance	IEC 60068-2-6 Vibration 30 g, 10-2000 Hz IEC 60068-2-27 Shock 400 g, 1 ms
Weight approx.	2.2 kg (depending on version)
Connection	Bus connecting box Terminal box incremental

HMG10P-B - Profibus DP

Blind hollow shaft or cone shaft (1:10) / Profibus-DPV0 or DPV2 / 13 bit ST / 16 bit MT
Speed switch, number of pulses and switching speed freely programmable

Optional

- Integrated speed switch programmable
- Additional output incremental programmable

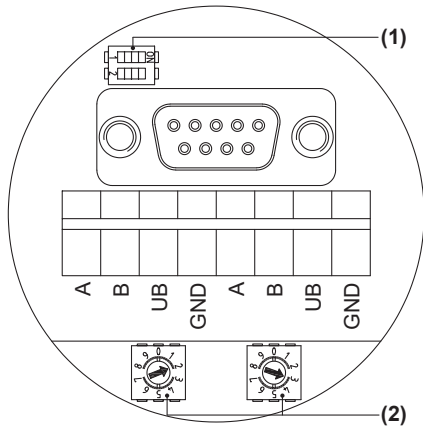
HMG10P-B - Profibus DP

Blind hollow shaft or cone shaft (1:10) / Profibus-DPV0 or DPV2 / 13 bit ST / 16 bit MT
Speed switch, number of pulses and switching speed freely programmable

Terminal assignment

Profibus-DP - View A (see dimension)

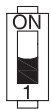
View inside bus connecting box Profibus



Terminals of the same significance are internally connected and identical in their functions. Max. load on the internal terminal connections UB-UB and GND-GND is 1 A each.

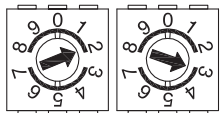
Terminating resistor (1)

ON = Last user
OFF = User x



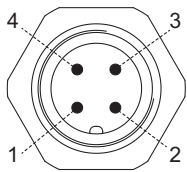
User address (2)

Defined by rotary switch.
Example: User address 23



View A1 (see dimension)

View into connector bus "voltage supply"



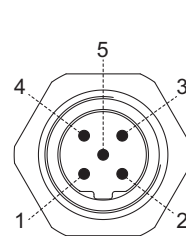
Connector M12 (male)
4-pin, A-coded

Pin	Connection
1	UB
2	dnu
3	GND
4	dnu

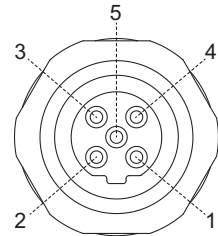
Terminal assignment

View A2 and A3 (see dimension)

View into connector bus „data transmission“



Connector M12 (male, **A2**)
5-pin, B-coded



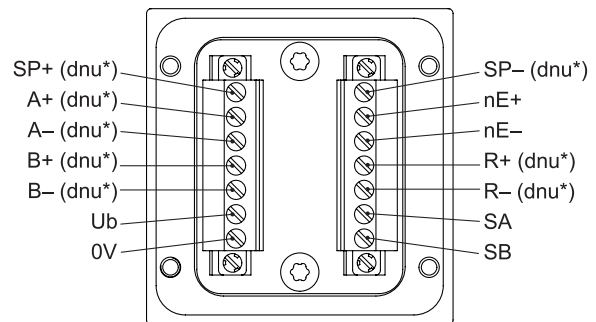
Connector M12 (female, **A3**)
5-pin, B-coded

Pin	Connection
2	A
4	B

View B (see dimension)

Connecting terminal terminal box
Programming interface / speed switch /
additional output II (HTL, TTL)

* Assignment depends on encoder version



Terminal significance

Profibus

Connection	Description
GND	Ground for UB
UB	Voltage supply 10...30 VDC
A	Negative serial data transmission
B	Positive serial data transmission
dnu	Do not use

HMG10P-B - Profibus DP

Blind hollow shaft or cone shaft (1:10) / Profibus-DPV0 or DPV2 / 13 bit ST / 16 bit MT
Speed switch, number of pulses and switching speed freely programmable

Terminal significance

Ub	Voltage supply
0V	Ground
A+	Output signal channel 1
A-	Output signal channel 1 inverted
B+	Output signal channel 2 (offset by 90° to channel 1)
B-	Output signal channel 2 inverted
R+	Zero pulse (reference signal)
R-	Zero pulse inverted
nE+	System OK+ / error output
nE-	System OK- / error output inverted
SP+	DSL_OUT1 / speed switch (open collector, solid state relay on request)
SP-	DSL_OUT2 / speed switch (0V, solid state relay on request)
SA	RS485+ / programming interface
SB	RS485- / programming interface
dnu	Do not use

Profibus-DP features

Bus protocol	Profibus-DP V0
Features	Device Class 1 and 2
Data exchange functions	Input: Position value Output: Preset value
Preset value	The „Preset“ parameter can be used to set the encoder to a predefined value that corresponds to a specific axis position of the system.
Parameter functions	Rotating direction: The relationship between the rotating direction and rising or falling output code values can be set in the operating parameter. Scaling: The parameter values set the number of steps per turn and the overall resolution.
Diagnostic	The encoder supports the following error messages: <ul style="list-style-type: none"> Position error
Factory setting	User address 00

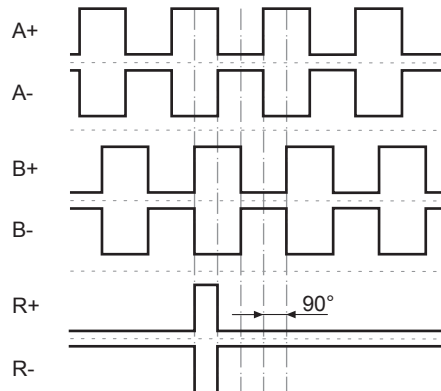
Profibus-DP features

Bus protocol	Profibus-DP V2
Features	Device Class 3 and 4
Data exchange functions	Input: Position value Output: Preset value
Preset value	The „Preset“ parameter can be used to set the encoder to a predefined value that corresponds to a specific axis position of the system.
Parameter functions	Rotating direction: The relationship between the rotating direction and rising or falling output code values can be set in the operating parameter. Scaling: The parameter values set the number of steps per turn and the overall resolution.
Diagnostic	The encoder supports the following error messages: <ul style="list-style-type: none"> Position error
Factory setting	User address 00

Output signals

Additional output II (HTL/TTL)

At positive rotating direction (see dimension)



Trigger level

Incremental HTL/TTL

Electrically isolated:

The output TTL/HTL ($V_{in} = V_{out}$) at the additional output II is electrically isolated and requires a separate power supply.

Trigger level	TTL/RS422
High / Low	$\geq 2.5 \text{ V} / \leq 0.5 \text{ V}$
Transmission length	$\leq 550 \text{ m @ } 100 \text{ kHz}$
Output frequency	$\leq 600 \text{ kHz}$
Trigger level	TTL/HTL ($V_{in} = V_{out}$)
High / Low	$\geq 2.5 \text{ V} / \leq 0.5 \text{ V (TTL)}$ $\geq U_b - 3 \text{ V} / \leq 1.5 \text{ V (HTL)}$
Transmission length	$\leq 550 \text{ m @ } 100 \text{ kHz (TTL)}$ $\leq 350 \text{ m @ } 100 \text{ kHz (HTL)}$
Output frequency	$\leq 600 \text{ kHz (TTL); } \leq 350 \text{ kHz (HTL)}$

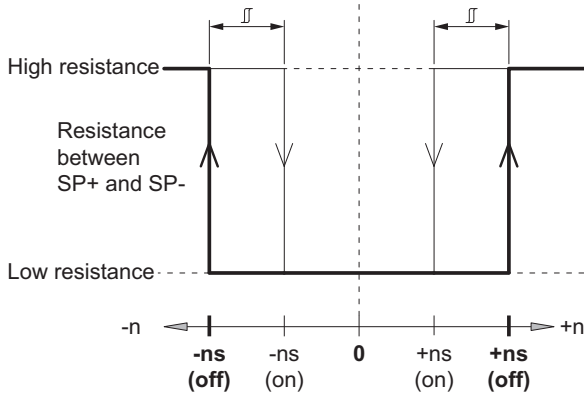
HMG10P-B - Profibus DP

Blind hollow shaft or cone shaft (1:10) / Profibus-DPV0 or DPV2 / 13 bit ST / 16 bit MT

Speed switch, number of pulses and switching speed freely programmable

Switching characteristics

Speed switch

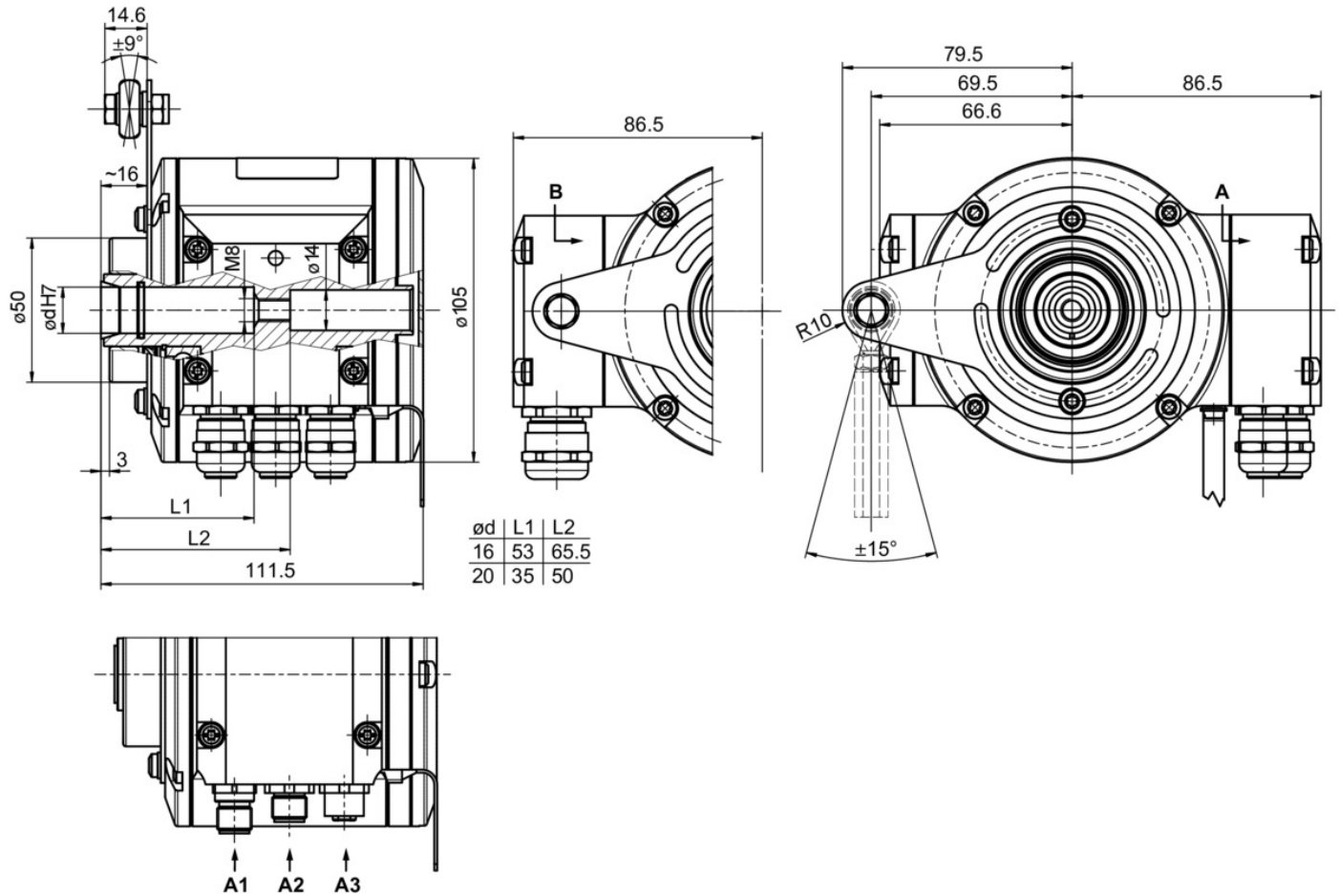


n	Speed
+ns (off)	Switch-off speed at shaft rotation in positive rotating direction (<i>see dimension</i>).
-ns (off)	Switch-off speed at shaft rotation in negative rotating direction (<i>see dimension</i>).
	Switching hysteresis Δ : 10...100 % (factory setting = 10 % min. 1 Digit)
+ns (on)	Switch-on speed at shaft rotation in positive rotating direction (<i>see dimension</i>).
-ns (on)	Switch-on speed at shaft rotation in negative rotating direction (<i>see dimension</i>).

HMG10P-B - Profibus DP

Blind hollow shaft or cone shaft (1:10) / Profibus-DPV0 or DPV2 / 13 bit ST / 16 bit MT
Speed switch, number of pulses and switching speed freely programmable

Dimensions



Blind hollow shaft with terminal box

HMG10P-B - Profibus DP

Blind hollow shaft or cone shaft (1:10) / Profibus-DPV0 or DPV2 / 13 bit ST / 16 bit MT

Speed switch, number of pulses and switching speed freely programmable

Ordering reference

	HMG10P	#	-	B	H	#	.	#	#	##	.	3	#	0	0	#	.	A	
Product	HMG10P																		
Absolute encoder	HMG10P																		
Digital speed switch																			
Without																			
With																			
Shaft type																			
Blind hollow shaft																			
Flange (Hollow shaft)																			
Support (Support plate) for torque arm, hybrid bearings																			
Protection class																			
IP 66 and IP 67, optimized for dusty, abrasive environment																			
IP 66 and IP 67, optimized for oily, wet environment																			
Blind hollow shaft																			
Ø16 mm, central screw																			
Ø17 mm cone 1:10, central screw																			
Ø20 mm, central screw																			
Connection																			
Bus connecting box with 3 cable glands M16, radial + terminal box with 1 cable gland M20, radial																			
Bus connecting box with 3 connectors M12, radial + terminal box with 1 cable gland M20, radial																			
Supply voltage (field bus)																			
10...30 VDC, Profibus-DPV0																			
10...30 VDC, Profibus-DPV2																			
Resolution singleturn position																			
13 Bit																			
Resolution multiturn position																			
No multiturn signal																			
16 Bit																			
Resolution speed																			
No speed signal																			
Resolution supplement I																			
No additional output I																			
Resolution supplement II																			
No additional output II																			
1024 ppr TTL/HTL push-pull (Vin=Vout), 6 channels, electrically isolated																			
1024 ppr TTL (RS422), 6 channels																			
Operating temperature																			
-40...+85 °C																			

- (1) Switching speed 6000 rpm / factory setting, programmable
 (2) Factory setting, programmable

2024-11-14 The product features and technical data specified do not express or imply any warranty. Technical modifications subject to change.

A

HMG10P-B - Profibus DP

Blind hollow shaft or cone shaft (1:10) / Profibus-DPV0 or DPV2 / 13 bit ST / 16 bit MT

Speed switch, number of pulses and switching speed freely programmable

Accessories

Mounting accessories

11043628	Torque arm M6, length 67...70 mm
11004078	Torque arm M6, length 120...130 mm (≥ 71 mm)
11002915	Torque arm M6, length 425...460 mm (≥ 131 mm)
11054917	Torque arm M6 insulated, length 67...70 mm
11072795	Torque arm M6 insulated, length 120...130 mm (≥ 71 mm)
11082677	Torque arm M6 insulated, length 425...460 mm (≥ 131 mm)
11077197	Mounting kit for torque arm size M6 and earthing strap
11077087	Mounting and dismounting set

Programming accessories

11190106	Z-PA.SDL.1 - WLAN-Adapter
----------	---------------------------