

**Overview**

- M8, female, A-coded, 3-poles; PUR, 1000 cm, free cable end
- Dragchain capable; suitable for robotics  $\pm 180^\circ/\text{m}$
- Head A: IP65, IP66K, IP67
- Cable: good resistance against chemicals, flames, oils
- Halogen free



**Technical data**

Side A		Cable	
Head A: Connection	M8	Cable length	1000 cm
Head A: Angle cable outlet	0°	Acceleration (C-track)	max. 10 m/s <sup>2</sup>
Head A: Gender	Female	AWG	24
Head A: Coding	A	Bending radius (fixed)	min. 5 × outer diameter
Head A: No. of poles	3	Torsion speed	max. 35 cycles/min
Head A: LED	No	Bending radius (mobile)	min. 10 × outer diameter
Head A: Width across flats	AF9	Cable type	3
Head A: Tightening torque	0.4 Nm	Cable weight	approx. 26.4 g/m
Head A: Knurled nut material	Zinc-pressure die casting, surface Ni-ial	Conductor structure	32 × 0.1 mm
Head A: Body color	Black	Cable diameter	4.1 mm ± 5%
Head A: Gasket material	FKM	Conductor: Material	Copper, bare
Labeling sleeve side A	Yes	External sheath: Material	PUR
<b>Side B</b>		Insulation: Material	PP
Head B: Connection	Open-ended wires	No. of bending cycles (C-track)	approx. 10000000 Cycles
Labeling sleeve side B	Yes	Nominal voltage	300 V
<b>Cables</b>		No. of torsion cycles	approx. 2000000 Cycles
Cable length	1000 cm	Paired stranding	No
Length tolerance	± 15 cm	Single wire diameter	0.1 mm
Stripping length	20 mm	Cable: Test voltage	2.5 kV
Shielded	No	Torsion stress in °	± 180 °/m
Conductor structure	32 × 0.1 mm	Total stranding	3 wires strand
AWG	24	Travel speed (C-track)	max. 3 m/s
External sheath: Material	PUR	Traversing path (horizontal)	max. 10 m
External sheath: Color	Black	Wire cross section	0.25 mm <sup>2</sup>
Cable diameter	4.1 mm ± 5%	Wire processing	No
Wire cross section	0.25 mm <sup>2</sup>	Wire diameter incl. isolation	1.25 mm ± 5%
<b>Cable</b>		External sheath: Color	Black
Cable: Temperature range (mobile)	- 25 ...+ 80 °C	<b>Electrical data</b>	
Cable: Temperature range (fixed)	- 40 ...+ 80 °C	Operating voltage	max. 50 V AC / 60 V DC
Operating voltage (only UL listed)	30 V AC/DC	Operating voltage (only UL listed)	30 V AC/DC
Shielded	No	Nominal voltage	300 V
Bending radius (fixed)	20.5 mm	Contact resistance	max. 30 mOhm
Number of wires	3	Operating current per contact	max. 4 A
Number and diameter of wires	3x0.25	<b>Mechanical data</b>	
Length tolerance	± 15 cm	Head A: Degree of protection	IP65, IP66K, IP67
		Bending radius (mobile)	min. 10 × outer diameter

The product features and technical data specified do not express or imply any warranty. Technical modifications subject to change. 2024-05-22

**Technical data**

**Mechanical data**

Bending radius (fixed)	min. 5 × outer diameter
No. of bending cycles (C-track)	approx. 10000000 Cycles
Torsion speed	max. 35 cycles/min
Torsion stress in °	± 180 °/m
No. of torsion cycles	approx. 2000000 Cycles
Acceleration (C-track)	max. 10 m/s <sup>2</sup>
Travel speed (C-track)	max. 3 m/s

**Environmental conditions**

Temperature range (mobile)	- 25 ...+ 80 °C
Temperature range (fixed)	- 25 ...+ 80 °C
Cable: Temperature range (fixed)	- 40 ...+ 80 °C
Dragchain capable	Yes

**Environmental conditions**

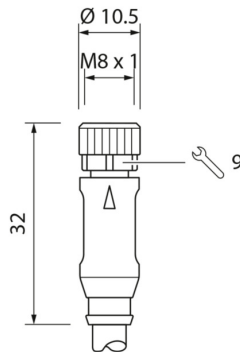
Head A: Chemical resistance	No
Head A: Flame resistance	HB (UL 94)
Head A: Oil resistance	ASTM 1 oil, mineral oils, limited to hydraulic oils
Head A: Acid and alkali resistant	No
Head A: Pollution degree	3
Cable: Chemical resistance	Good (DIN EN 60811-404)
Cable: Flame resistance	Conform UL 1581 §1090 (H), CSA FT2, IEC 60332-2-2
Cable: Oil resistance	Good (DIN EN 60811-404)
Cable: Silicone-free	Yes

**Commercial data**

Eclass	27060311
--------	----------

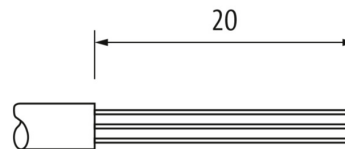
**Side A**

**Technical drawing**

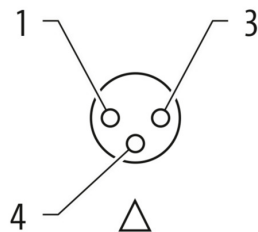


**Side B**

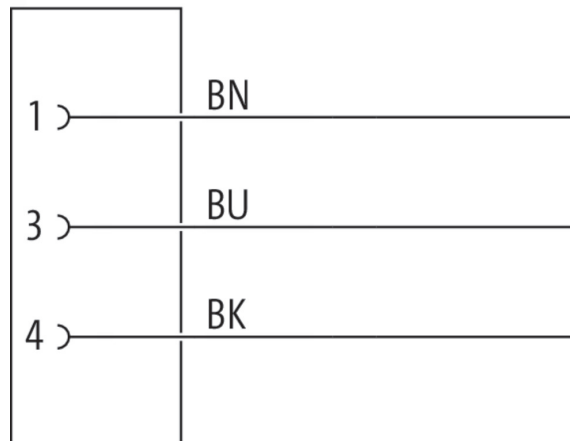
**Technical drawing**



**Coding**



**Connection diagram**



**Dimension drawing**

