

Vue d'ensemble

- M12, female, L-coded; 5-poles; PUR, 1500 cm, free cable end
- Dragchain capable; suitable for robotics $\pm 180^\circ/\text{m}$
- Head A: IP65, IP67
- Cable: good resistance against chemicals, flames, oils
- Halogen free


Caractéristiques techniques

| Side A | | Cable | |
|-----------------------------------|---------------------------------------|---------------------------------|-----------------------------------|
| Head A: Connection | M12 | AWG | 16 |
| Head A: Angle cable outlet | 0° | Bending radius (fixed) | min. 7,5 × outer diameter |
| Head A: Gender | Female | Torsion speed | max. 35 cycles/min |
| Head A: Coding | L | Bending radius (mobile) | min. 10 × outer diameter |
| Head A: No. of poles | 5 | Cable type | 3 |
| Head A: LED | No | Cable weight | approx. 129,8 g/m |
| Head A: Width across flats | AF17 | Conductor structure | 84 × 0,15 mm |
| Head A: Tightening torque | 0,6 Nm | Cable diameter | 8,7 mm $\pm 5\%$ |
| Head A: Knurled nut material | Zinc-pressure die casting, surface Ni | Conductor: Material | Copper, bare |
| Head A: Body color | Black | External sheath: Material | PUR |
| Head A: Gasket material | FKM | Insulation: Material | PP |
| Labeling sleeve side A | Yes | No. of bending cycles (C-track) | approx. 500000 Cycles |
| Side B | | Nominal voltage | 1000 V AC |
| Head B: Connection | Open-ended wires | No. of torsion cycles | approx. 200000 Cycles |
| Labeling sleeve side B | Yes | Paired stranding | No |
| Cables | | Single wire diameter | 0,15 mm |
| Cable length | 1500 cm | Cable: Test voltage | 10 kV |
| Length tolerance | $\pm 22,5$ cm | Torsion stress in ° | $\pm 180^\circ/\text{m}$ |
| Stripping length | 100 mm | Total stranding | 5 wires strand around core-filler |
| Shielded | No | Travel speed (C-track) | max. 3,3 m/s |
| Conductor structure | 84 × 0,15 mm | Traversing path (horizontal) | max. 5 m |
| AWG | 16 | Wire cross section | 1,5 mm ² |
| External sheath: Material | PUR | Wire processing | No |
| External sheath: Color | Black | Wire diameter incl. isolation | 2,3 mm $\pm 5\%$ |
| Cable diameter | 8,7 mm $\pm 5\%$ | External sheath: Color | Black |
| Wire cross section | 1,5 mm ² | Données électriques | |
| Cable | | Operating voltage | max. 63 V DC |
| Cable: Temperature range (mobile) | - 20 ... + 80 °C | Nominal voltage | 1000 V AC |
| Cable: Temperature range (fixed) | - 50 ... + 80 °C | Contact resistance | max. 30 mOhm |
| Shielded | No | Operating current per contact | max. 12 A |
| Bending radius (fixed) | 65,25 mm | Données mécaniques | |
| Number of wires | 5 | Head A: Degree of protection | IP65, IP67 |
| Number and diameter of wires | 5x1,5 | Bending radius (mobile) | min. 10 × outer diameter |
| Length tolerance | $\pm 22,5$ cm | Bending radius (fixed) | min. 7,5 × outer diameter |
| Cable length | 1500 cm | No. of bending cycles (C-track) | approx. 500000 Cycles |
| Acceleration (C-track) | max. 5 m/s ² | Torsion speed | max. 35 cycles/min |

Caractéristiques techniques

Données mécaniques

| | |
|------------------------|-------------------------|
| Torsion stress in ° | ± 180 °/m |
| No. of torsion cycles | approx. 2000000 Cycles |
| Acceleration (C-track) | max. 5 m/s ² |
| Travel speed (C-track) | max. 3,3 m/s |

Conditions ambiantes

| | |
|----------------------------------|-----------------|
| Temperature range (mobile) | - 20 ...+ 80 °C |
| Temperature range (fixed) | - 25 ...+ 80 °C |
| Cable: Temperature range (fixed) | - 50 ...+ 80 °C |
| Dragchain capable | Oui |
| Head A: Chemical resistance | No |

Conditions ambiantes

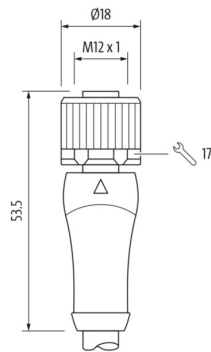
| | |
|-----------------------------------|---|
| Head A: Flame resistance | V-2 (UL 94) |
| Head A: Acid and alkali resistant | No |
| Head A: Pollution degree | 3 |
| Cable: Chemical resistance | Good (DIN EN 60811-404) |
| Cable: Flame resistance | Conform UL 1581 VW-1, CSA FT1, IEC 60332-1, IEC 60332-2-2 |
| Cable: Oil resistance | Good (DIN EN 60811-404) |
| Cable: Silicone-free | Oui |

Commercial data

| | |
|--------|----------|
| Eclass | 27060311 |
|--------|----------|

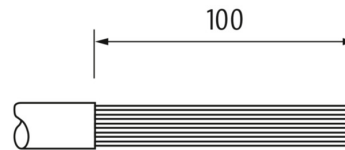
Side A

Technical drawing



Side B

Technical drawing



Coding

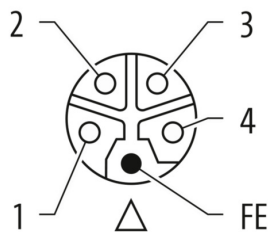
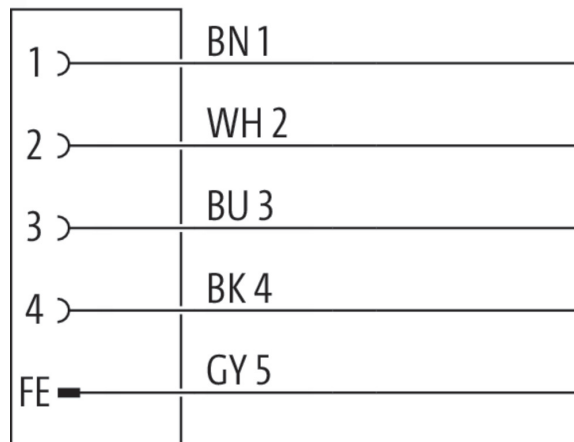


Schéma de raccordement



Dessin d'encombrement

