

**Overview**

- M12, male, A-coded, 8-poles; PUR, 300 cm, shielded; M12, female, A-coded, 8-poles
- Dragchain capable
- Head A: IP65, IP66K, IP67; Head B: IP65, IP66K, IP67
- Cable: good resistance against chemicals, flames, oils
- Halogen free



**Technical data**

**Side A**

Head A: Connection	M12
Head A: Angle cable outlet	0°
Head A: Gender	Male
Head A: Coding	A
Head A: No. of poles	8
Head A: LED	No
Head A: Width across flats	AF13
Head A: Tightening torque	0.6 Nm
Head A: Knurled nut material	Zinc-pressure die casting, surface Ni
Head A: Body color	Black
Labeling sleeve side A	Yes

**Side B**

Head B: Connection	M12
Head B: Angle cable outlet	0°
Head B: Gender	Female
Head B: Coding	A
Head B: No. of poles	8
Head B: LED	No
Head B: Width across flats	AF13
Head B: Tightening torque	0.6 Nm
Head B: Knurled nut material	Zinc-pressure die casting, surface Ni
Head B: Body color	Black
Head B: Gasket material	FKM
Labeling sleeve side B	Yes

**Cables**

Cable length	300 cm
Length tolerance	+ 10 cm
Shielded	Yes
Conductor structure	32 × 0.1 mm
AWG	24
External sheath: Material	PUR
External sheath: Color	Black
Cable diameter	7 mm ± 5%
Wire cross section	0.25 mm <sup>2</sup>

**Cable**

Cable: Temperature range (mobile)	- 25 ...+ 80 °C
-----------------------------------	-----------------

**Cable**

Cable: Temperature range (fixed)	- 40 ...+ 80 °C
Operating voltage (only UL listed)	30 V AC/DC
Shielded	Yes
Shielding: Covering	approx. 80 %
Bending radius (fixed)	35 mm
Number of wires	8
Number and diameter of wires	8x0.25
Length tolerance	+ 10 cm
Cable length	300 cm
Acceleration (C-track)	max. 5 m/s <sup>2</sup>
AWG	24
Bending radius (fixed)	min. 5 × outer diameter
Torsion speed	max. 35 cycles/min
Bending radius (mobile)	min. 10 × outer diameter
Cable type	3
Cable weight	approx. 66 g/m
Conductor structure	32 × 0.1 mm
Cable diameter	7 mm ± 5%
Conductor: Material	Copper, bare
External sheath: Material	PUR
Insulation: Material	PP
Shielding: Material	Copper, tinned
No. of bending cycles (C-track)	approx. 5000000 Cycles
Nominal voltage	300 V
No. of torsion cycles	approx. 2000000 Cycles
Paired stranding	No
Single wire diameter	0.1 mm
Cable: Test voltage	2 kV AC core-core ; 2 kV AC core-shield
Torsion stress in °	± 30 °/m
Total stranding	8 wires strand around core-filler
Travel speed (C-track)	max. 3.3 m/s
Traversing path (horizontal)	max. 5 m
Wire cross section	0.25 mm <sup>2</sup>
Wire processing	No
Wire diameter incl. isolation	1.2 mm ± 5%

**Technical data**

**Cable**

External sheath: Color      Black

**Electrical data**

Operating voltage            max. 30 V AC/DC

Operating voltage (only UL listed)    30 V AC/DC

Nominal voltage            300 V

Contact resistance         max. 30 mOhm

Operating current per contact        max. 2 A

**Mechanical data**

Head A: Degree of protection    IP65, IP66K, IP67

Head B: Degree of protection    IP65, IP66K, IP67

Bending radius (mobile)        min. 10 × outer diameter

Bending radius (fixed)         min. 5 × outer diameter

No. of bending cycles (C-track)    approx. 5000000 Cycles

Torsion speed                 max. 35 cycles/min

Torsion stress in °             ± 30 °/m

No. of torsion cycles            approx. 2000000 Cycles

Acceleration (C-track)         max. 5 m/s<sup>2</sup>

Travel speed (C-track)         max. 3.3 m/s

**Environmental conditions**

Temperature range (mobile)    - 25 ...+ 80 °C

Temperature range (fixed)    - 25 ...+ 80 °C

**Environmental conditions**

Cable: Temperature range (fixed)    - 40 ...+ 80 °C

Dragchain capable            Yes

Head A: Chemical resistance        No

Head A: Flame resistance        HB (UL 94)

Head A: Oil resistance            ASTM 1 oil, mineral oils, limited to hydraulic oils

Head A: Acid and alkali resistant    No

Head A: Pollution degree         3

Head B: Chemical resistance        No

Head B: Flame resistance        HB (UL 94)

Head B: Oil resistance            ASTM 1 oil, mineral oils, limited to hydraulic oils

Head B: Acid and alkali resistant    No

Head B: Pollution degree         3

Cable: Chemical resistance        Good (DIN EN 60811-404)

Cable: Flame resistance         Conform UL 1581 §1090 (H), CSA FT2, IEC 60332-2-2

Cable: Oil resistance            Good (DIN EN 60811-404)

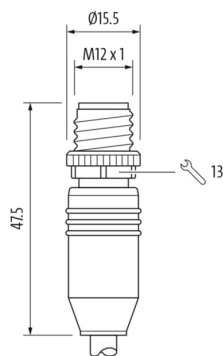
Cable: Silicone-free            Yes

**Commercial data**

Eclass                            27060311

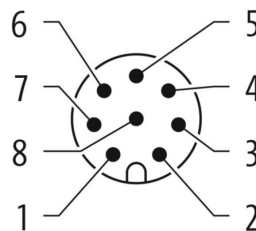
**Side A**

**Technical drawing**



**Side A**

**Coding**



**Side B**

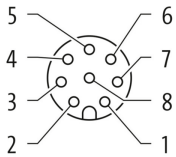
**Technical drawing**



**Dimension drawing**



**Coding**



**Connection diagram**

