


Vue d'ensemble

- Y-Connector, M12 connecteur 0°, codage A, 5 pôles ; PUR, 50 cm, M12 femelle 0°, codage A, 5 pôles



Caractéristiques techniques

Side A

Head A: Connection	M12
Head A: Angle cable outlet	0°
Head A: Gender	Male
Head A: Coding	A
Head A: No. of poles	5
Head A: LED	No
Head A: Width across flats	AF13
Head A: Tightening torque	0,6 Nm
Head A: Knurled nut material	Zinc-pressure die casting, surface Ni
Head A: Body color	Black
Head A: Gasket material	FKM

Side B

Head B: Connection	M12
Head B: Angle cable outlet	0°
Head B: Gender	Female
Head B: Coding	A
Head B: No. of poles	5
Head B: LED	No
Head B: Width across flats	AF13
Head B: Tightening torque	0,6 Nm
Head B: Knurled nut material	Zinc-pressure die casting, surface Ni
Head B: Body color	Black
Head B: Gasket material	FKM
Head C: Connection	M12
Head C: Angle cable outlet	0°
Head C: Gender	Female
Head C: Coding	A
Head C: No. of poles	5
Head C: LED	No
Head C: Width across flats	AF13
Head C: Tightening torque	0,6 Nm
Head C: Knurled nut material	Zinc-pressure die casting, surface Ni
Head C: Body color	Black

Cables

Cable length	50 cm
Conductor structure	42 × 0,1 mm
External sheath: Material	PUR
External sheath: Color	Black
Cable diameter	4,8 mm ± 5%
Wire cross section	0,34 mm ²

Cable

Cable length	50 cm
Cable type	3
Cable weight	approx. 41,8 g/m
Wire 1: Color	BN
Wire 2: Color	BK
Wire 3: Color	BU
Wire 4: Color	WH
Wire 5: Color	GNYE
Conductor structure	42 × 0,1 mm
Cable diameter	4,8 mm ± 5%
Conductor: Material	Copper, bare
External sheath: Material	PUR
Insulation: Material	PP
No. of bending cycles (C-track)	approx. 10000000 Cycles
Nominal voltage	300 V
No. of torsion cycles	approx. 2000000 Cycles
Operating current per wire	4,5 A
Paired stranding	No
Single wire diameter	0,1 mm
Cable: Test voltage	2,5 kV 0
Torsion stress in °	± 180 °/m
Total stranding	5 wires strand around core-filler
Travel speed (C-track)	max. 3 m/s
Traversing path (horizontal)	max. 10 m
Wire cross section	0,34 mm ²
Wire processing	No
Wire diameter incl. isolation	1,25 mm ± 5%
External sheath: Color	Black

Caractéristiques techniques

Données électriques

Nominal voltage 300 V

Données mécaniques

Head C: Degree of protection IP65, IP67

No. of bending cycles (C-track) approx. 10000000 Cycles

Torsion stress in ° ± 180 °/m

No. of torsion cycles approx. 2000000 Cycles

Travel speed (C-track) max. 3 m/s

Conditions ambiantes

Dragchain capable Oui

Head A: Chemical resistance Good (DIN EN 60811-404)

Conditions ambiantes

Head A: Flame resistance Conform UL 1581 §1090, §1100 (FT2), IEC 60332-1-2 Std.

Head A: Oil resistance Good (DIN EN 60811-404)

Head A: Pollution degree 3

Head B: Chemical resistance Good (DIN EN 60811-404)

Head B: Flame resistance Conform UL 1581 §1090, §1100 (FT2), IEC 60332-1-2 Std.

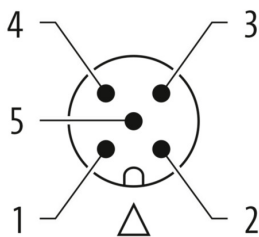
Head B: Oil resistance Good (DIN EN 60811-404)

Head B: Pollution degree 3

Head C: Pollution degree 3

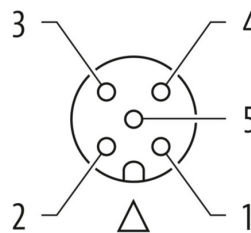
Side A

Coding



Side B

Coding



Side B

Technical drawing

