

**Overview**

- M12, male, A-coded, 5-poles; PUR, 1500 cm; M12, female, A-coded, 5-poles
- Dragchain capable; suitable for robotics  $\pm 180^\circ/\text{m}$
- Head A: IP65, IP66K, IP67; Head B: IP65, IP66K, IP67
- Cable: good resistance against chemicals, flames, oils
- Halogen free



**Technical data**

Side A		Cable	
Head A: Connection	M12	Cable: Temperature range (fixed)	- 40 ...+ 80 °C
Head A: Angle cable outlet	0°	Shielded	No
Head A: Gender	Male	Bending radius (fixed)	22.5 mm
Head A: Coding	A	Number of wires	5
Head A: No. of poles	5	Number and diameter of wires	5x0.34
Head A: LED	No	Length tolerance	$\pm 22.5$ cm
Head A: Width across flats	AF13	Cable length	1500 cm
Head A: Tightening torque	0.6 Nm	Acceleration (C-track)	max. 10 m/s <sup>2</sup>
Head A: Knurled nut material	Zinc-pressure die casting, surface Ni	AWG	22
Head A: Body color	Black	Bending radius (fixed)	min. 5 × outer diameter
Labeling sleeve side A	Yes	Torsion speed	max. 35 cycles/min
<b>Side B</b>		Bending radius (mobile)	min. 10 × outer diameter
Head B: Connection	M12	Cable type	3
Head B: Angle cable outlet	0°	Cable weight	approx. 41.8 g/m
Head B: Gender	Female	Conductor structure	42 × 0.1 mm
Head B: Coding	A	Cable diameter	4.5 mm $\pm 5\%$
Head B: No. of poles	5	Conductor: Material	Copper, bare
Head B: LED	No	External sheath: Material	PUR
Head B: Width across flats	AF13	Insulation: Material	PP
Head B: Tightening torque	0.6 Nm	No. of bending cycles (C-track)	approx. 10000000 Cycles
Head B: Knurled nut material	Zinc-pressure die casting, surface Ni	Nominal voltage	300 V
Head B: Body color	Black	No. of torsion cycles	approx. 2000000 Cycles
Head B: Gasket material	FKM	Operating current per wire	0
Labeling sleeve side B	Yes	Paired stranding	No
<b>Cables</b>		Single wire diameter	0.1 mm
Cable length	1500 cm	Cable: Test voltage	2.5 kV
Length tolerance	$\pm 22.5$ cm	Torsion stress in °	$\pm 180^\circ/\text{m}$
Shielded	No	Total stranding	5 wires strand around core-filler
Conductor structure	42 × 0.1 mm	Travel speed (C-track)	max. 3 m/s
AWG	22	Traversing path (horizontal)	max. 10 m
External sheath: Material	PUR	Wire cross section	0.34 mm <sup>2</sup>
External sheath: Color	Black	Wire processing	No
Cable diameter	4.5 mm $\pm 5\%$	Wire diameter incl. isolation	1.25 mm $\pm 5\%$
Wire cross section	0.34 mm <sup>2</sup>	External sheath: Color	Black
<b>Cable</b>		<b>Electrical data</b>	
Cable: Temperature range (mobile)	- 25 ...+ 80 °C	Operating voltage	max. 125 V AC/DC

**Technical data**

**Electrical data**

Nominal voltage	300 V
Contact resistance	max. 30 mOhm
Operating current per contact	max. 4 A

**Mechanical data**

Head A: Degree of protection	IP65, IP66K, IP67
Head B: Degree of protection	IP65, IP66K, IP67
Bending radius (mobile)	min. 10 × outer diameter
Bending radius (fixed)	min. 5 × outer diameter
No. of bending cycles (C-track)	approx. 10000000 Cycles
Torsion speed	max. 35 cycles/min
Torsion stress in °	± 180 °/m
No. of torsion cycles	approx. 2000000 Cycles
Acceleration (C-track)	max. 10 m/s <sup>2</sup>
Travel speed (C-track)	max. 3 m/s

**Environmental conditions**

Temperature range (mobile)	- 25 ...+ 80 °C
Temperature range (fixed)	- 25 ...+ 80 °C
Cable: Temperature range (fixed)	- 40 ...+ 80 °C

**Environmental conditions**

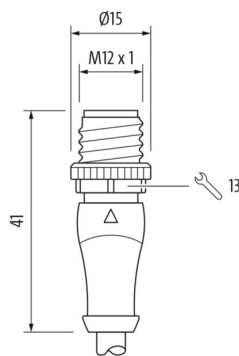
Dragchain capable	Yes
Head A: Chemical resistance	No
Head A: Flame resistance	HB (UL 94)
Head A: Oil resistance	ASTM 1 oil, mineral oils, limited to hydraulic oils
Head A: Acid and alkali resistant	No
Head A: Pollution degree	3
Head B: Chemical resistance	No
Head B: Flame resistance	HB (UL 94)
Head B: Oil resistance	ASTM 1 oil, mineral oils, limited to hydraulic oils
Head B: Acid and alkali resistant	No
Head B: Pollution degree	3
Cable: Chemical resistance	Good (DIN EN 60811-404)
Cable: Flame resistance	Conform UL 1581 §1090 (H), CSA FT2, IEC 60332-2-2
Cable: Oil resistance	Good (DIN EN 60811-404)
Cable: Silicone-free	Yes

**Commercial data**

Eclass	27060311
--------	----------

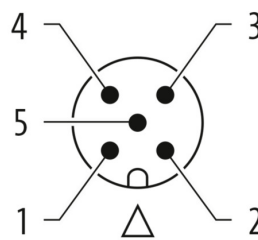
**Side A**

**Technical drawing**



**Side A**

**Coding**

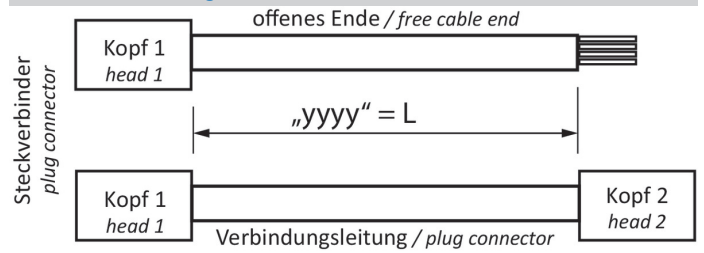


**Side B**

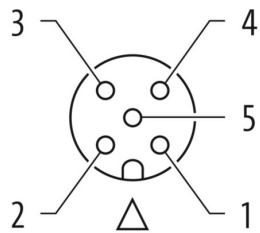
**Technical drawing**



**Dimension drawing**



**Coding**



**Connection diagram**

1	BN	1
2	WH	2
3	BU	3
4	BK	4
5	GY	5