

Overview

- M12, Female, A-coded, 4-poles; PUR, 2500 cm, free cable end
- Dragchain capable; suitable for robotics $\pm 180^\circ/\text{m}$
- Head A: IP65, IP66K, IP67
- Cable: good resistance against chemicals, flames, oils



Technical data

Side A		Cable	
Head A: Connection	M12	Length tolerance	± 37.5 cm
Head A: Angle cable outlet	90°	Cable length	2500 cm
Head A: Gender	Female	Acceleration (C-track)	max. 10 m/s^2
Head A: Coding	A	AWG	22
Head A: No. of poles	4	Bending radius (fixed)	min. $5 \times$ outer diameter
Head A: LED	Yes	Torsion speed	max. 35 cycles/min
Head A: LED switching status	PNP	Bending radius (mobile)	min. $10 \times$ outer diameter
Head A: Width across flats	AF13	Cable type	3
Head A: Tightening torque	0.6 Nm	Cable weight	approx. 36.3 g/m
Head A: Knurled nut material	Zinc-pressure die casting, surface Ni	Conductor structure	42×0.1 mm
Head A: Body color	Transparent	Cable diameter	$4.5 \text{ mm} \pm 5\%$
Head A: Gasket material	FKM	Conductor: Material	Copper, bare
Labeling sleeve side A	Yes	External sheath: Material	PUR
Side B		Insulation: Material	PP
Head B: Connection	Open-ended wires	No. of bending cycles (C-track)	approx. 10000000 Cycles
Labeling sleeve side B	Yes	Nominal voltage	300 V
Cables		No. of torsion cycles	approx. 2000000 Cycles
Cable length	2500 cm	Paired stranding	No
Length tolerance	± 37.5 cm	Single wire diameter	0.1 mm
Stripping length	20 mm	Cable: Test voltage	2.5 kV 0
Shielded	No	Torsion stress in $^\circ$	$\pm 180^\circ/\text{m}$
Conductor structure	42×0.1 mm	Total stranding	4 wires strand
AWG	22	Travel speed (C-track)	max. 3 m/s
External sheath: Material	PUR	Traversing path (horizontal)	max. 10 m
External sheath: Color	Black	Wire cross section	0.34 mm^2
Cable diameter	$4.5 \text{ mm} \pm 5\%$	Wire processing	No
Wire cross section	0.34 mm^2	Wire diameter incl. isolation	$1.25 \text{ mm} \pm 5\%$
Cable		External sheath: Color	Black
External sheath: Shore hardness	90 ± 5 A	Electrical data	
Cable: Temperature range (mobile)	$-25 \dots +80^\circ\text{C}$	Operating voltage	24 V DC $\pm 25\%$
Cable: Temperature range (fixed)	$-40 \dots +80^\circ\text{C}$	Nominal voltage	300 V
Shielded	No	Contact resistance	max. 30 mOhm
Bending radius (fixed)	22.5 mm	Operating current per contact	max. 4 A
Number of wires	4	Mechanical data	
Number and diameter of wires	4×0.34	Head A: Degree of protection	IP65, IP66K, IP67
		Bending radius (mobile)	min. $10 \times$ outer diameter
		Bending radius (fixed)	min. $5 \times$ outer diameter

Technical data

Mechanical data

No. of bending cycles (C-track)	approx. 10000000 Cycles
Torsion speed	max. 35 cycles/min
Torsion stress in °	± 180 °/m
No. of torsion cycles	approx. 2000000 Cycles
Acceleration (C-track)	max. 10 m/s ²
Travel speed (C-track)	max. 3 m/s

Environmental conditions

Temperature range (mobile)	- 25 ...+ 80 °C
Temperature range (fixed)	- 25 ...+ 80 °C
Cable: Temperature range (fixed)	- 40 ...+ 80 °C
Dragchain capable	Yes

Environmental conditions

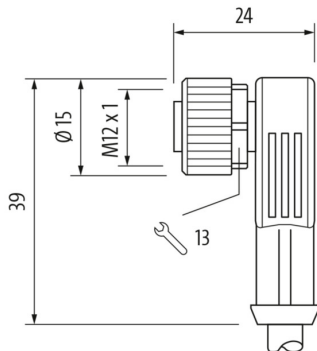
Head A: Chemical resistance	No
Head A: Flame resistance	HB (UL 94)
Head A: Oil resistance	ASTM 1 oil, mineral oils, limited to hydraulic oils
Head A: Acid and alkali resistant	No
Head A: Pollution degree	3
Cable: Chemical resistance	Good (DIN EN 60811-404)
Cable: Flame resistance	Conform UL 1581 §1090 (H)
Cable: Oil resistance	Good (DIN EN 60811-404)
Cable: Silicone-free	Yes

Commercial data

Eclass	27060311
--------	----------

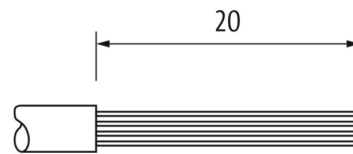
Side A

Technical drawing

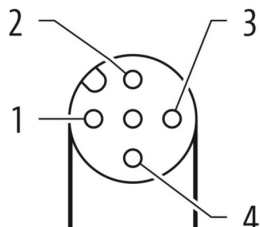


Side B

Technical drawing



Coding



Connection diagram

