

Overview

- M12, female, A-coded, 12-poles; PUR, 2000 cm, shielded, free cable end
- Dragchain capable
- Head A: IP67
- Cable: good resistance against chemicals, flames, oils
- Halogen free



Technical data

Side A		Cable	
Head A: Connection	M12	Length tolerance	± 30 cm
Head A: Angle cable outlet	0°	Cable length	2000 cm
Head A: Gender	Female	Acceleration (C-track)	max. 5 m/s ²
Head A: Coding	A	AWG	26
Head A: No. of poles	12	Bending radius (fixed)	min. 5 × outer diameter
Head A: LED	No	Torsion speed	max. 35 cycles/min
Head A: Width across flats	AF13	Bending radius (mobile)	min. 10 × outer diameter
Head A: Tightening torque	0.6 Nm	Cable type	3
Head A: Knurled nut material	Zinc-pressure die casting, surface Ni	Cable weight	approx. 67.1 g/m
Head A: Body color	Black	Conductor structure	18 × 0.1 mm
Head A: Gasket material	FKM	Cable diameter	6.5 mm ± 5%
Labeling sleeve side A	Yes	Conductor: Material	Copper, bare
Side B		External sheath: Material	PUR
Head B: Connection	Open-ended wires	Insulation: Material	PP
Labeling sleeve side B	Yes	Shielding: Material	Copper, tinned
Cables		No. of bending cycles (C-track)	approx. 500000 Cycles
Cable length	2000 cm	Nominal voltage	300 V
Length tolerance	± 30 cm	No. of torsion cycles	approx. 2000000 Cycles
Stripping length	80 mm	Paired stranding	No
Shielded	Yes	Single wire diameter	0.1 mm
Conductor structure	18 × 0.1 mm	Cable: Test voltage	2 kV AC core-core ; 2 kV AC core-shield
AWG	26	Torsion stress in °	± 30 °/m
External sheath: Material	PUR	Total stranding	3 wires strand, above that 9 wires strand
External sheath: Color	Black	Travel speed (C-track)	max. 3.3 m/s
Cable diameter	6.5 mm ± 5%	Traversing path (horizontal)	max. 5 m
Wire cross section	0.14 mm ²	Wire cross section	0.14 mm ²
Cable		Wire processing	No
Cable: Temperature range (mobile)	- 25 ...+ 80 °C	Wire diameter incl. isolation	1 mm ± 5%
Cable: Temperature range (fixed)	- 40 ...+ 80 °C	External sheath: Color	Black
Shielded	Yes	Electrical data	
Shielding: Covering	approx. 80 %	Operating voltage	max. 30 V AC/DC
Shielding attenuation	80	Nominal voltage	300 V
Bending radius (fixed)	32.5 mm	Contact resistance	max. 30 mOhm
Number of wires	12	Operating current per contact	max. 1.5 A
Number and diameter of wires	12x0.14	Mechanical data	
		Head A: Degree of protection	IP65, IP66K, IP67
			tion

The product features and technical data specified do not express or imply any warranty. Technical modifications subject to change.

Technical data

Mechanical data

Bending radius (mobile)	min. 10 × outer diameter
Bending radius (fixed)	min. 5 × outer diameter
No. of bending cycles (C-track)	approx. 5000000 Cycles
Torsion speed	max. 35 cycles/min
Torsion stress in °	± 30 °/m
No. of torsion cycles	approx. 2000000 Cycles
Acceleration (C-track)	max. 5 m/s ²
Travel speed (C-track)	max. 3.3 m/s

Environmental conditions

Temperature range (mobile)	- 25 ...+ 80 °C
Temperature range (fixed)	- 25 ...+ 80 °C
Cable: Temperature range (fixed)	- 40 ...+ 80 °C
Dragchain capable	Yes

Environmental conditions

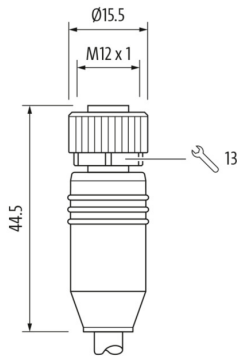
Head A: Chemical resistance	No
Head A: Flame resistance	HB (UL 94)
Head A: Oil resistance	ASTM 1 oil, mineral oils, limited to hydraulic oils
Head A: Acid and alkali resistant	No
Head A: Pollution degree	3
Cable: Chemical resistance	Good (DIN EN 60811-404)
Cable: Flame resistance	Conform UL 1581 §1090 (H), CSA FT2, IEC 60332-2-2
Cable: Oil resistance	Good (DIN EN 60811-404)
Cable: Silicone-free	Yes

Commercial data

Eclass	27060311
--------	----------

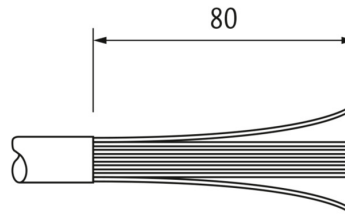
Side A

Technical drawing

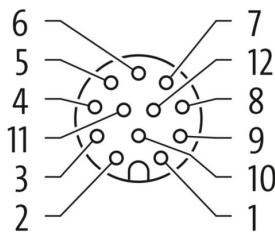


Side B

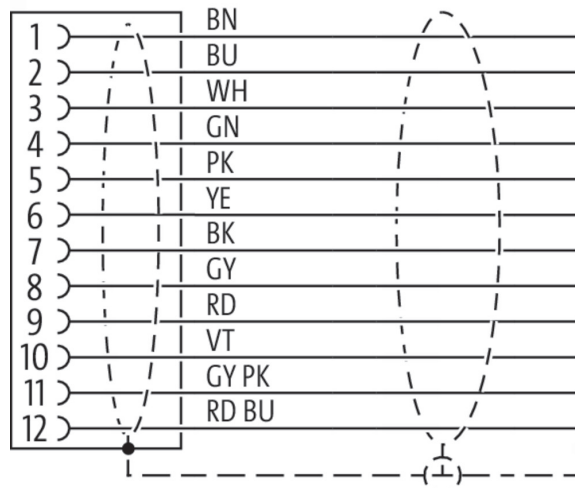
Technical drawing



Coding



Connection diagram



Dimension drawing

