

Vue d'ensemble

- M12, Female, A-coded, 12-poles; PUR, 2000 cm, free cable end
- Dragchain capable; suitable for robotics ± 180 °/m
- Head A: IP65, IP66K, IP67
- Cable: good resistance against chemicals, flames, oils
- Halogen free


Caractéristiques techniques

Side A		Cable	
Head A: Connection	M12	Cable length	2000 cm
Head A: Angle cable outlet	0°	Acceleration (C-track)	max. 5 m/s ²
Head A: Gender	Female	AWG	26
Head A: Coding	A	Bending radius (fixed)	min. 7,5 × outer diameter
Head A: No. of poles	12	Torsion speed	max. 35 cycles/min
Head A: LED	No	Bending radius (mobile)	min. 10 × outer diameter
Head A: Width across flats	AF13	Cable weight	approx. 45,1 g/m
Head A: Tightening torque	0,6 Nm	Conductor structure	18 × 0,1 mm
Head A: Knurled nut material	Zinc-pressure die casting, surface Ni	Cable diameter	6 mm ± 5%
Head A: Body color	Black	Conductor: Material	Copper, bare
Head A: Gasket material	FKM	External sheath: Material	PUR
Labeling sleeve side A	Yes	Insulation: Material	PP
Side B		No. of bending cycles (C-track)	approx. 2000000 Cycles
Head B: Connection	Open-ended wires	Nominal voltage	300 V
Labeling sleeve side B	Yes	No. of torsion cycles	approx. 2000000 Cycles
Cables		Paired stranding	No
Cable length	2000 cm	Single wire diameter	0,1 mm
Length tolerance	± 30 cm	Cable: Test voltage	1,5 kV 0
Stripping length	80 mm	Torsion stress in °	± 180 °/m
Shielded	No	Total stranding	3 wires strand, above that 9 wires strand
Conductor structure	18 × 0,1 mm	Travel speed (C-track)	max. 3,3 m/s
AWG	26	Traversing path (horizontal)	max. 5 m
External sheath: Material	PUR	Wire cross section	0,14 mm ²
External sheath: Color	Black	Wire processing	No
Cable diameter	6 mm ± 5%	Wire diameter incl. isolation	1 mm ± 5%
Wire cross section	0,14 mm ²	External sheath: Color	Black
Cable		Données électriques	
External sheath: Shore hardness	92 ± 5 A	Operating voltage	max. 30 V AC/DC 0
Cable: Temperature range (mobile)	- 25 ...+ 85 °C	Nominal voltage	300 V
Cable: Temperature range (fixed)	- 40 ...+ 85 °C	Contact resistance	max. 30 mOhm
Shielded	No	Operating current per contact	max. 1,5 A
Bending radius (fixed)	45 mm	Données mécaniques	
Number of wires	12	Head A: Degree of protection	IP65, IP66K, IP67
Number and diameter of wires	12x0,14	Bending radius (mobile)	min. 10 × outer diameter
Length tolerance	± 30 cm	Bending radius (fixed)	min. 7,5 × outer diameter
		No. of bending cycles (C-track)	approx. 2000000 Cycles

Caractéristiques techniques

Données mécaniques

Torsion speed	max. 35 cycles/min
Torsion stress in °	± 180 °/m
No. of torsion cycles	approx. 2000000 Cycles
Acceleration (C-track)	max. 5 m/s ²
Travel speed (C-track)	max. 3,3 m/s

Conditions ambiantes

Temperature range (mobile)	- 25 ...+ 85 °C
Temperature range (fixed)	- 25 ...+ 85 °C
Cable: Temperature range (fixed)	- 40 ...+ 85 °C
Dragchain capable	Oui
Head A: Chemical resistance	No

Conditions ambiantes

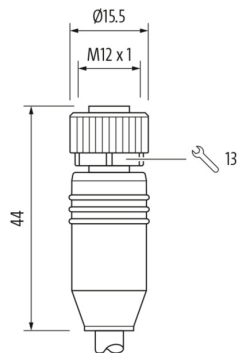
Head A: Flame resistance	HB (UL 94)
Head A: Oil resistance	ASTM 1 oil, mineral oils, limited to hydraulic oils
Head A: Acid and alkali resistant	No
Head A: Pollution degree	3
Cable: Chemical resistance	Good (VDE 0472 part 803)
Cable: Flame resistance	Conform VDE 0472 part 804 test type B, IEC 60332-2
Cable: Oil resistance	Good (VDE 0472 part 803)
Cable: Silicone-free	Oui

Commercial data

Eclass	27060311
--------	----------

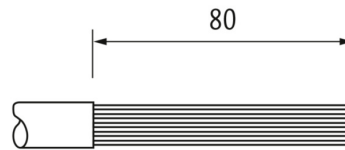
Side A

Technical drawing



Side B

Technical drawing



Coding

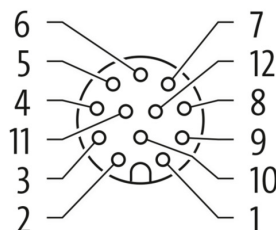


Schéma de raccordement

1)	BN
2)	BU
3)	WH
4)	GN
5)	PK
6)	YE
7)	BK
8)	GY
9)	RD
10)	VT
11)	GY PK
12)	RD BU