


Overview

- M12, Female, A-coded, 12-poles; PUR, 300 cm, free cable end
- Dragchain capable; suitable for robotics $\pm 180^\circ/\text{m}$
- Head A: IP65, IP66K, IP67
- Cable: good resistance against chemicals, flames, oils
- Halogen free



Technical data

Side A

Head A: Connection	M12
Head A: Angle cable outlet	0°
Head A: Gender	Female
Head A: Coding	A
Head A: No. of poles	12
Head A: LED	No
Head A: Width across flats	AF13
Head A: Tightening torque	0.6 Nm
Head A: Knurled nut material	Zinc-pressure die casting, surface Ni
Head A: Body color	Black
Head A: Gasket material	FKM
Labeling sleeve side A	Yes

Side B

Head B: Connection	Open-ended wires
Labeling sleeve side B	Yes

Cables

Cable length	300 cm
Length tolerance	+ 10 cm
Stripping length	80 mm
Shielded	No
Conductor structure	18 × 0.1 mm
AWG	26
External sheath: Material	PUR
External sheath: Color	Black
Cable diameter	6 mm ± 5%
Wire cross section	0.14 mm ²

Cable

External sheath: Shore hardness	92 ± 5 A
Cable: Temperature range (mobile)	- 25 ... + 85 °C
Cable: Temperature range (fixed)	- 40 ... + 85 °C
Shielded	No
Bending radius (fixed)	45 mm
Number of wires	12
Number and diameter of wires	12x0.14
Length tolerance	+ 10 cm

Cable

Cable length	300 cm
Acceleration (C-track)	max. 5 m/s ²
AWG	26
Bending radius (fixed)	min. 7.5 × outer diameter
Torsion speed	max. 35 cycles/min
Bending radius (mobile)	min. 10 × outer diameter
Cable weight	approx. 45.1 g/m
Conductor structure	18 × 0.1 mm
Cable diameter	6 mm ± 5%
Conductor: Material	Copper, bare
External sheath: Material	PUR
Insulation: Material	PP
No. of bending cycles (C-track)	approx. 2000000 Cycles
Nominal voltage	300 V
No. of torsion cycles	approx. 2000000 Cycles
Paired stranding	No
Single wire diameter	0.1 mm
Cable: Test voltage	1.5 kV 0
Torsion stress in °	± 180 °/m
Total stranding	3 wires strand, above that 9 wires strand
Travel speed (C-track)	max. 3.3 m/s
Traversing path (horizontal)	max. 5 m
Wire cross section	0.14 mm ²
Wire processing	No
Wire diameter incl. isolation	1 mm ± 5%
External sheath: Color	Black

Electrical data

Operating voltage	max. 30 V AC/DC 0
Nominal voltage	300 V
Contact resistance	max. 30 mOhm
Operating current per contact	max. 1.5 A

Mechanical data

Head A: Degree of protection	IP65, IP66K, IP67
Bending radius (mobile)	min. 10 × outer diameter
Bending radius (fixed)	min. 7.5 × outer diameter
No. of bending cycles (C-track)	approx. 2000000 Cycles

Technical data

Mechanical data

Torsion speed	max. 35 cycles/min
Torsion stress in °	± 180 °/m
No. of torsion cycles	approx. 2000000 Cycles
Acceleration (C-track)	max. 5 m/s ²
Travel speed (C-track)	max. 3.3 m/s

Environmental conditions

Temperature range (mobile)	- 25 ...+ 85 °C
Temperature range (fixed)	- 25 ...+ 85 °C
Cable: Temperature range (fixed)	- 40 ...+ 85 °C
Dragchain capable	Yes
Head A: Chemical resistance	No

Environmental conditions

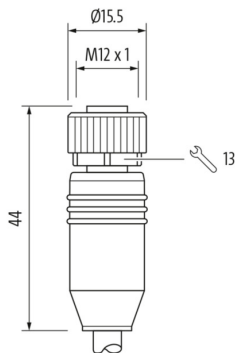
Head A: Flame resistance	HB (UL 94)
Head A: Oil resistance	ASTM 1 oil, mineral oils, limited to hydraulic oils
Head A: Acid and alkali resistant	No
Head A: Pollution degree	3
Cable: Chemical resistance	Good (VDE 0472 part 803)
Cable: Flame resistance	Conform VDE 0472 part 804 test type B, IEC 60332-2
Cable: Oil resistance	Good (VDE 0472 part 803)
Cable: Silicone-free	Yes

Commercial data

Eclass	27060311
--------	----------

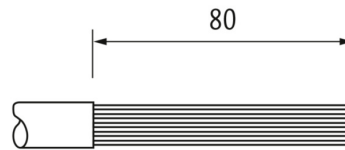
Side A

Technical drawing

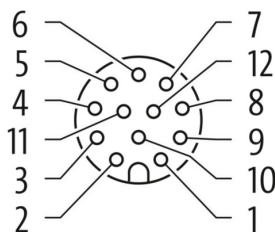


Side B

Technical drawing



Coding



Connection diagram

1)	BN
2)	BU
3)	WH
4)	GN
5)	PK
6)	YE
7)	BK
8)	GY
9)	RD
10)	VT
11)	GY PK
12)	RD BU