


**Overview**

- M12, Female, A-coded, 12-poles; PVC, 1000 cm, free cable end
- For static applications
- Head A: IP65, IP66K, IP67
- Cable: good resistance against chemicals, flames



**Technical data**

**Side A**

Head A: Connection	M12
Head A: Angle cable outlet	0°
Head A: Gender	Female
Head A: Coding	A
Head A: No. of poles	12
Head A: LED	No
Head A: Width across flats	AF13
Head A: Tightening torque	0.6 Nm
Head A: Knurled nut material	Zinc-pressure die casting, surface Ni
Head A: Body color	Black
Head A: Gasket material	FKM
Labeling sleeve side A	Yes

**Side B**

Head B: Connection	Open-ended wires
Labeling sleeve side B	Yes

**Cables**

Cable length	1000 cm
Length tolerance	± 15 cm
Stripping length	80 mm
Shielded	No
Conductor structure	18 × 0.1 mm
AWG	26
External sheath: Material	PVC
External sheath: Color	Black
Cable diameter	6 mm ± 5%
Wire cross section	0.14 mm <sup>2</sup>

**Cable**

External sheath: Shore hardness	85 ± 5 A
Cable: Temperature range (mobile)	- 5 ...+ 80 °C
Cable: Temperature range (fixed)	- 30 ...+ 80 °C
Shielded	No
Bending radius (fixed)	30 mm
Number of wires	12
Number and diameter of wires	12x0.14
Length tolerance	± 15 cm
Cable length	1000 cm

**Cable**

AWG	26
Bending radius (fixed)	min. 5 × outer diameter
Bending radius (mobile)	min. 10 × outer diameter
Cable type	1
Cable weight	approx. 55 g/m
Conductor structure	18 × 0.1 mm
Cable diameter	6 mm ± 5%
Conductor: Material	Copper, bare
External sheath: Material	PVC
Insulation: Material	PVC
Nominal voltage	300 V AC
Paired stranding	No
Single wire diameter	0.1 mm
Cable: Test voltage	2 kV 0
Total stranding	3 wires strand, above that 9 wires strand
Wire cross section	0.14 mm <sup>2</sup>
Wire processing	No
Wire diameter incl. isolation	1.05 mm ± 5%
External sheath: Color	Black

**Electrical data**

Operating voltage	max. 30 V AC/DC 0
Nominal voltage	300 V AC
Contact resistance	max. 30 mOhm
Operating current per contact	max. 1.5 A

**Mechanical data**

Head A: Degree of protection	IP65, IP66K, IP67
Bending radius (mobile)	min. 10 × outer diameter
Bending radius (fixed)	min. 5 × outer diameter

**Environmental conditions**

Temperature range (mobile)	- 5 ...+ 80 °C
Temperature range (fixed)	- 25 ...+ 80 °C
Cable: Temperature range (fixed)	- 30 ...+ 80 °C
Dragchain capable	No
Head A: Chemical resistance	No
Head A: Flame resistance	HB (UL 94)

**Technical data**

**Environmental conditions**

Head A: Oil resistance	ASTM 1 oil, mineral oils, limited to hydraulic oils
Head A: Acid and alkali resistant	No
Head A: Pollution degree	3
Cable: Chemical resistance	Good
Cable: Flame resistance	Conform UL 1581 VW-1, CSA FT1, IEC 60332-1-2

**Environmental conditions**

Cable: Oil resistance	Good
Cable: Silicone-free	Yes

**Commercial data**

Eclass	27060311
--------	----------

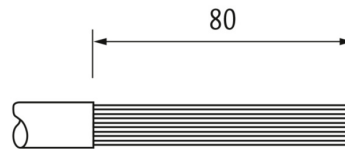
**Side A**

**Technical drawing**

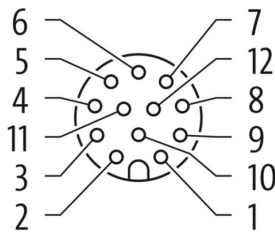


**Side B**

**Technical drawing**



**Coding**



**Connection diagram**

1	)	BN
2	)	BU
3	)	WH
4	)	GN
5	)	PK
6	)	YE
7	)	BK
8	)	GY
9	)	RD
10	)	VT
11	)	GY PK
12	)	RD BU