

EAM580R-K - CANopen®/SAE J1939

Encoder kit

Magnetic single- or multiturn encoders 14 bit ST / 18 bit MT

Overview

- Encoder kit single- or multiturn / CANopen®/SAE J1939
- E1 approval (KBA)
- High protection IP 67
- High resistance to shock and vibrations
- Protection against corrosion CX (C5-M)
- Wire cross section 0.5 mm²
- Electronic gear function
- Applicable up to PLd (ISO 13849)
- Magnetic rotor included in delivery



Technical data

Technical data - electrical ratings

Voltage supply	10...30 VDC
Consumption typ.	20 mA (24 VDC, w/o load)
Initializing time	≤ 170 ms after power on
Interface	CANopen® SAE J1939
Function	Multiturn Singleturn
Profile conformity	CANopen® CiA communication profile DS 301, LSS profile DSP 305, device profile DS 406
Steps per revolution	≤16384 / 14 bit
Number of revolutions	≤262144 / 18 bit
Absolute accuracy	±0.15 ° (+20 ±15 °C) ±0.25 ° (-40...+85 °C) (see info working distance)
Sensing method	Magnetic
Code sequence	CW: ascending values with clockwise sense of rotation; looking at flange
Output stages	CAN-Bus, LV (3.3 V) compatible ISO 11898
Interference immunity	EN 61000-6-2 UN ECE R10
Emitted interference	EN 61000-6-4 UN ECE R10
MTTF _d (ISO 13849)	High (>100 years) Use in safety functions exclusively based on Application Note and MTTF _d reliability prediction (request separately).

Technical data - electrical ratings

Approval UL approval / E217823

Technical data - mechanical design

Size (flange)	ø58 mm
Shaft type	ø6 mm (magnet bore) ø8 mm (magnet bore) ø12 mm (magnet bore)
Protection EN 60529	IP 67
Operating speed	≤6000 rpm
Working distance	1.1 ±0.9 mm axial / ≤ 0.3 mm eccentricity
Material	Housing: steel, powder-coated Flange: aluminium
Corrosion protection	IEC 60068-2-52 Salt mist for ambient conditions CX (C5-M) according to ISO 12944-2
Operating temperature	-40...+85 °C (see general information)
Relative humidity	95 %
Resistance	EN 60068-2-6 Vibration 30 g, 10-2000 Hz EN 60068-2-27 Shock 500 g, 1 ms
Weight approx.	250 g
Connection	Flange connector M12, 5-pin Cable 2 m

EAM580R-K - CANopen®/SAE J1939

Encoder kit

Magnetic single- or multiturn encoders 14 bit ST / 18 bit MT

General information

Self-heating correlated to installation and ambient conditions as well as to electronics and supply voltage must be considered for precise thermal dimensioning. Operating the encoder close to the maximum limits requires measuring the real prevailing temperature at the encoder flange.

Terminal assignment

Cable

for connection reference -L

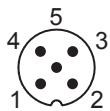
Core colour	Signals
white	0 V
brown	+Vs
green	CAN_H
yellow	CAN_L
grey	CAN_GND

Cable data: 5 x 0.5 mm²

Flange connector M12, 5-pin

for connection reference -N

Pin	Signals
1	CAN_GND
2	+Vs
3	0 V
4	CAN_H
5	CAN_L



CANopen® features

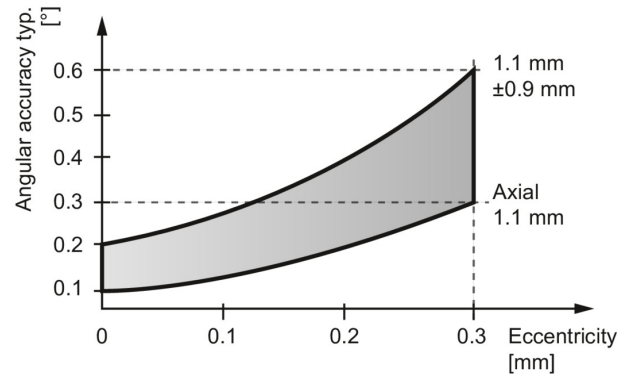
Operating modes	Timer-driven (Event-Time) Synchronously triggered (Sync)
Node Monitoring	Heartbeat Node guarding
Programmable parameters	Operating modes Total resolution Scaling Electronic gear function
Diagnosis	Multiturn sensing Position error Temperature exceeding Speed exceeding
Default	50 kbit/s, Node ID 1 (DS406) 250 kbit/s, Node ID 4 (DS417)

SAE J1939 features

Programmable parameters	Total resolution Scaling
Diagnosis	Multiturn sensing Position error Temperature exceeding Speed exceeding
Default	250 kbit/s ECU address 172

Working distance

The ideal working distance of the magnet related to the encoder is at an eccentricity of 0 mm and an axial distance of 1.1 mm. Deviation affects the accuracy as shown in following diagram.

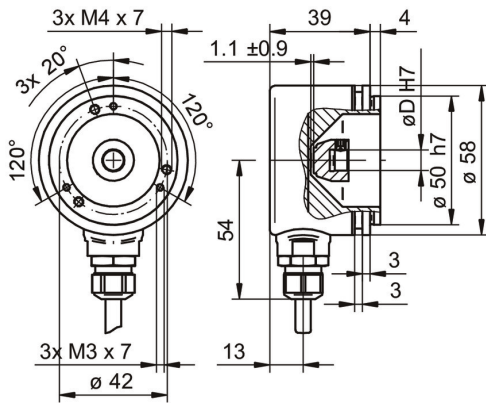


EAM580R-K - CANopen®/SAE J1939

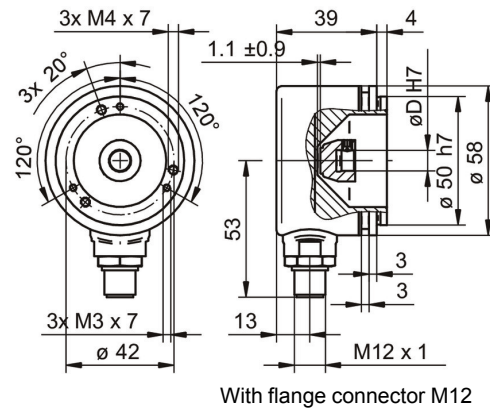
Encoder kit

Magnetic single- or multiturn encoders 14 bit ST / 18 bit MT

Dimensions



With cable



With flange connector M12

EAM580R-K - CANopen®/SAE J1939

Encoder kit

Magnetic single- or multiturn encoders 14 bit ST / 18 bit MT

Ordering reference

	EAM580R	-	K	Y	##	.	7	#	##	.	14	##	#	.	A
Product	EAM580R														
Shaft type	Kit		K												
Flange (kit)	Servoflansch, Nut ø53 mm, M3/M4			Y											
Magnet holder / bore diameter	ø6 mm						6								
	ø8 mm						8								
	ø12 mm						C								
Protection class	IP 67							7							
Connection	Cable radial, 2 m								L						
	Flange socket radial, M12, 5-pin, male contacts, A-coded									N					
Voltage supply / interface	10...30 VDC, CANopen (DS 406)										C6				
	10...30 VDC, SAE J1939										C9				
Resolution Singleturn	14 Bit											14			
Resolution Multiturn	No option												00		
	18 Bit													18	
Resolution supplement	No option														0
	4096 ppr TTL (RS422), 4 channels														H
	2048 ppr TTL (RS422), 4 channels														8
	1024 ppr TTL (RS422), 4 channels														5
Operating temperature	-40...+85 °C														A

Accessories
Mounting accessories

10252773 Clamp set ø15 mm